

Darling Details Birthday

November 2023

Tammy Fite

505.440.4936

stampwithtammy@gmail.com

http://tammyfite.stampinup.net



Measurements:

- Balmy Blue: 8 ½" x 5 ½", score at 4 ¼"
- Basic White: 4" x 5 ¼"; 1" x 3"
- Merry Bold & Bright DSP: 4" x 2"
- Melon Mambo: Scrap for flower die
- Granny Apple Green: Scrap for leaf die

Instructions:

1. Stamp sentiment using Melon Mambo ink on the small strip of Basic White cardstock. Place it to the left a bit, to leave room for the ribbon.
 - a. Using paper snips, cut a banner tail on the right side of sentiment.
2. Cut dies from Melon Mambo and Granny Apple Green scraps.
3. To assemble card:
 - a. Adhere Basic White ¼ sheet panel to cardbase.
 - b. Adhere the piece of dsp to the Basic White, slightly above center.
 - c. Glue the flowers down using the Liquid Glue.
 - d. Add the sentiment, using Stampin' Dimensionals.
 - e. Tie bow in gingham ribbon, and attach to the left side of the sentiment strip, using a Mini Glue Dot

Darling Details Birthday

November 2023

Tammy Fite

505.440.4936


stampwithtammy@gmail.com

<http://tammyfite.stampinup.net>




Darling Details
Bundle - 161371

Price: \$54.00



Merry Bold &
Bright 12" X 12"
(30.5 X 30.5 Cm)
Designer Series
Paper - 161945

Price: \$12.50



Black & White 1/4"
(6.4 Mm) Gingham
Ribbon - 156485

Price: \$7.00



Melon Mambo
Classic Stampin'
Pad - 147051

Price: \$9.00



Melon Mambo
Classic Stampin'
Ink Refill - 115662

Price: \$5.00



Melon Mambo 8-
1/2" X 11"
Cardstock -
115320

Price: \$10.00



Balmy Blue 8-1/2"
X 11" Cardstock -
146982

Price: \$10.00



Basic White 8-1/2"
X 11" Cardstock -
159276

Price: \$10.50




Granny Apple
Green 8-1/2" X 11"
Cardstock -
146990

Price: \$10.00



Paper Snips
Scissors - 103579

Price: \$11.00



Mini Glue Dots -
103683

Price: \$5.75



Multipurpose
Liquid Glue -
110755

Price: \$5.50



Stampin'
Dimensionals -
104430

Price: \$4.25



Mini Stampin' Cut
& Emboss
Machine - 150673

Price: \$66.00