

# Friendly Foliage

Jan 7, 2026

Tammy Fite

505.440.4936

[stampwithtammy@gmail.com](mailto:stampwithtammy@gmail.com)

<http://tammyfite.stampinup.net>



## Measurements:

- Basic White Thick: 5 1/2" x 8 1/2", score at 4 1/4"
- Basic White:
  - 3" x 8 1/2" for the main image and second die cut
  - 3 1/4" x 4 1/2" for Branching Out Die
- Garden Green Chevron Ribbon: 9"

## Instructions:

1. Stamp your image onto one half of the 3" x 8 1/2" piece of Basic White using Garden Green Ink.
2. Using your Stampin' Cut & Emboss Machine, cut out the stamped image, using both pieces of the Friendly Foliage Die. Then, cut out a plain white piece using just the outline die.
3. Cut out the background piece using the Branching Out Dies.
4. Stamp "Thinking of You" at the bottom of the Branching Out Die cut, using Garden Green ink.
5. Tie your Chevron ribbon around the Branching Out Die, moving the knot to the right side.
6. Adhere this piece to your card base.
7. Now, adhere the white background Friendly Foliage Die over the ribbon, and above the sentiment.
8. Using Foam Adhesive Strips, adhere the stamped piece over the blank background piece.

# Friendly Foliage

Jan 7, 2026

Tammy Fite

505.440.4936


stampwithtammy@gmail.com

<http://tammyfite.stampinup.net>



Friendly Foliage  
Bundle (English) -  
167308

Price: \$38.50



Branching Out  
Dies - 165775

Price: \$29.00



Garden Green 1/8"  
(3.2 Mm) Chevron  
Ribbon - 167212

Price: \$8.00




Garden Green  
Classic Stampin'  
Pad - 147089

Price: \$9.00



Garden Green  
Classic Stampin'  
Ink Refill - 102059

Price: \$5.50



Basic White 8-1/2"  
X 11" Cardstock -  
166780

Price: \$14.00




Basic White 8-1/2"  
X 11" Thick  
Cardstock -  
159229

Price: \$17.00




Foam Adhesive  
Strips - 141825

Price: \$8.25



Multipurpose  
Liquid Glue -  
110755

Price: \$6.00



Stampin' Cut &  
Emboss Machine -  
149653

Price: \$140.00